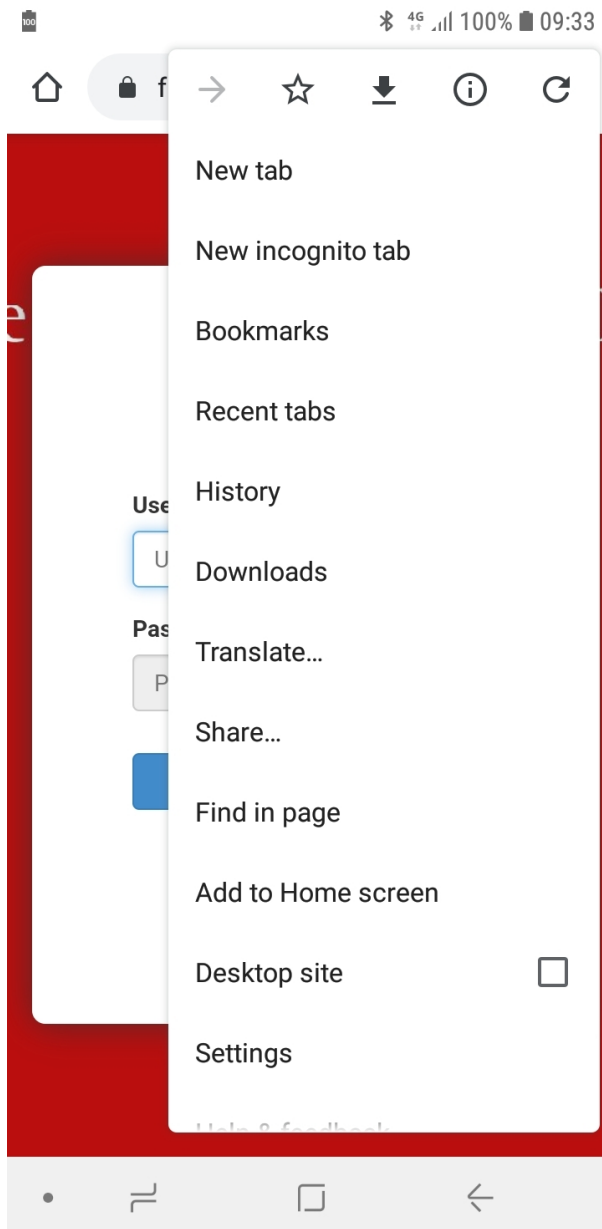


## Android

1. Using the “three dots” in the top, right-hand corner of the browser, click on Settings



2. Scroll down until you see Settings and open that section

# ← Settings



Notifications

Homepage  
On

Themes

Advanced

Privacy

Accessibility


Site settings

Languages

Lite mode  
Off

Downloads

About Chrome



3. Scroll down to select Site Settings



4G 100% 09:34



## Site settings



All sites



Cookies  
Allowed



Location  
Ask first



Camera  
Blocked



Microphone  
Blocked



Motion sensors  
Allowed



Notifications  
Ask first



JavaScript  
Allowed



Pop-ups and redirects  
Blocked



### 4. Select Cookies



4G 100% 09:34

## ← Cookies



### Cookies

Allow sites to save and read cookie data  
(recommended)




### Block third-party cookies

Prevent third-party websites from saving and  
reading cookie data



+ [ADD SITE EXCEPTION](#)



5. Make sure Block third-party cookies is not turned on.